



Data Sheet

Cisco Unified IP Phone 7941G

The Cisco[®] Unified Communications system of voice and IP communications products and applications enables organizations to communicate more effectively—enabling them to streamline business processes, reach the right resource the first time and impact the top and bottom line. The Cisco Unified Communications portfolio is an integral part of the Cisco Business Communications Solution—an integrated solution for organizations of all sizes which also includes network infrastructure, security, and network management products, wireless connectivity, and a lifecycle services approach, along with flexible deployment and outsourced management options, end-user and partner financing packages, and third-party communications applications.

The Cisco Unified IP Phone 7941G is a full-featured enhanced business IP phone that addresses the communication needs of the transaction worker (Figure 1). It provides two programmable backlit line/feature buttons and four interactive soft keys that guide a user through call features and functions, and audio controls for high-quality duplex speakerphone, handset, and headset. A built-in headset port and an integrated Ethernet switch are standard with the Cisco Unified IP Phone 7941G. The phone also features a best-of-class large, higher-resolution grayscale pixel-based LCD (Figure 2). The display provides features such as date and time, calling party name, calling party number, and digits dialed. The graphic capability of the display allows for the inclusion of higher value, more visibly rich Extensible Markup Language (XML) applications and double-byte languages.

Figure 1. Cisco Unified IP Phone 7941G






Figure 2. Close-Up of High-Resolution Display and Lighted Line Keys




FEATURES

The Cisco Unified IP Phone 7941G is dynamic, and it is designed to grow with system capabilities. Features will keep pace with new changes through software updates to the phone flash memory. Firmware changes can be downloaded from Cisco Unified CallManager and Cisco.com. No hands-on moves and changes are required with the phone—the user can simply pick up the phone and move to the new location anywhere on your network. The Cisco Unified IP Phone 7941G provides many accessibility methods according to user preference. Table 1 lists features of the phone.

Table 1. Features of Cisco Unified IP Phone 7941G

| Feature | Description |
|--|--|
| Messages | The phone offers direct access to voicemail. |
| Directories | The phone identifies incoming messages and categorizes them for users on the screen. This feature allows users to quickly and effectively return calls using direct dial-back capability. The corporate directory integrates with the Lightweight Directory Access Protocol Version 3 (LDAP3) standard directory. |
| Settings | The Settings feature key allows the user to adjust display contrast, select background images (if available), and select from a large number of unique ringer sounds through the User Preference menu. Network Configuration preferences also can be set up (usually by the system administrator). Configuration can be either automatically or manually set up for Dynamic Host Control Protocol (DHCP), Trivial File Transfer Protocol (TFTP), Cisco Unified CallManager, and backup Cisco Unified CallManager instances. Other available Settings submenus include Device Configuration and Security Configuration. |
| Services | The Cisco Unified IP Phone 7941G allows users to quickly access diverse information such as weather, stocks, quote of the day, or any Web-based information using XML to provide a portal to an ever-growing world of applications, features, and information. |
| Help | The online Help feature gives users information about the phone keys, buttons, and features. The pixel display allows for greater flexibility of features and significantly expands the information viewed when using features such as Services, Information, Messages, and Directory. For example, the Directory button can show local and server-based directory information. |
| Display | The phone has a large, high-resolution, graphical 4-bit grayscale display (320 x 222). |
| Speakerphone, Mute, and Headset Buttons | The phone offers high-quality speakerphone technology, including easy-to-use speaker On/Off, Microphone Mute, and Headset buttons. These buttons are lit when active. For added security, the audible dual tone multifrequency (DTMF) tones are masked when the speakerphone mode is used. |




| Feature | Description |
|---|---|
| Ethernet Switch | The internal 2-port Cisco Ethernet switch allows for a direct connection to a 10/100BASE-T Ethernet network through an RJ-45 interface with single LAN connectivity for both the phone and a co-located PC. The system administrator can designate separate VLANs (802.1Q) for the PC and Cisco Unified IP phones, providing improved security and reliability of voice and data traffic. |
| Headset Port | A dedicated headset port eliminates the need for a separate amplifier when using a headset. This feature allows the handset to remain in its cradle, making headset use simpler. |
| Volume Control | The convenient Volume Control button on the phone provides for easy, decibel-level adjustments for the speakerphone, handset, headset, and ringer. The handset is hearing aid-compatible (HAC). Additional volume control gain can be achieved using an inline headset amplifier such as Walker Equipment W-10 and CE-100 amplifiers. |
| Adjustable Foot-Stand | The phone foot-stand is adjustable from flat to 60 degrees to provide optimum display viewing and comfortable use of all buttons and keys. The foot-stand is keyed to match standard wall-jack configurations for wall mounting. Two optional wall-mount brackets are also offered, as noted later in this document. |
| Flexible Power Options | The Cisco Unified IP Phone 7941G supports Cisco Pre-standard Power over Ethernet (PoE), which allows powering from any of the Cisco Inline Power-capable blades and boxes. In addition, it supports IEEE 803.af PoE. The phone can be powered locally with a power supply (part number CP-PWR-CUBE-3). |
| Multiple Ring Tones | More than 24 user-adjustable ring tones are available. |
| Americans with Disabilities Act (ADA) Features | A HAC handset (meets ADA requirements) is available, as well as HAC compliance for magnetic coupling to approved HAC hearing aids. The dial pad is also ADA-compliant. |
| Signaling Protocol Support | The phone offers Skinny Client Control Protocol (SCCP) support. |
| Codec Support | G.711 μ and G.729a audio compression codecs are available. |
| Quality of Service (QoS) Options | The phone supports differentiated services code point (DSCP) and 802.1Q/p standards. |
| Security | The phone supports manufacturing-installed digital certificates, device authentication, and encryption. |
| Language Support | Support for more than 20 languages is built in (depends on Cisco Unified CallManager version). |
| Configuration Options | IP address assignment can be statically configured or configured through the DHCP client. |
| Voice Quality | Comfort-noise generation and voice activity detection (VAD) programming are performed on a system basis. |

SPECIFICATIONS

Table 2 gives specifications of the Cisco Unified IP Phone 7941G.

Table 2. Specifications of Cisco Unified IP Phone 7941G

| Specification | Description |
|---------------------------------|--|
| Dimensions (H x W x D) | 82 x 10.5 x 6 in. (20.32 x 26.67 x 15.24 cm) |
| Weight | 3.5 lb (1.6 kg) |
| Phone-Casing Composition | Polycarbonate acrylonitrile butadiene styrene (ABS) plastic in textured dark gray color with silver bezel |
| Power Requirements | The phone is interoperable with Cisco Pre-standard PoE and with IEEE 802.3af PoE (the phone is a Class 2 device); 48 VDC is required; it can be supplied locally at the desktop using an optional AC-to-DC power supply (part number CP-PWR-CUBE-3=). Use of the power supply also requires one of the corresponding AC country cords listed in Table 6. |



TEMPERATURE

Table 3 gives temperature ratings for the Cisco Unified IP Phone 7941G

Table 3. Temperature Ratings for Cisco Unified IP Phone 7941G


| Temperature Variable | Description |
|-----------------------|---------------------------|
| Operating Temperature | 32 to 104°F (0 to 40°C) |
| Relative Humidity | 10 to 95% (noncondensing) |
| Storage Temperature | 14 to 140°F (-10 to 60°C) |

CERTIFICATIONS

Table 4 gives certifications for the Cisco Unified IP Phone 7941G.

Table 4. Certifications

| Certification | Description |
|-------------------------------------|---|
| Regulatory Compliance | <ul style="list-style-type: none"> CE marking |
| Safety | <ul style="list-style-type: none"> Underwriters Laboratories (UL) 60950 Canadian Standards Association (CSA) C22.2 No. 60950 IEC 60950 EN 60950 AS/NZS 60950 |
| Electromagnetic Compatibility (EMC) | <ul style="list-style-type: none"> Federal Communications Commission (FCC) Part 15 (CFR 47) Class B ICES-003 Class B EN55022 Class B CISPR22 Class B AS/NZ 3548 Class B VCCI Class B EN55024 EN 50082-1 EN 61000-3-2 EN 61000-3-3 |
| Telecom | <ul style="list-style-type: none"> FCC Part 68 (CFR47) HAC IC CS-03 Australia-as/ACIF S004 and AS/ACIF S040 New Zealand PTC 220 Draft |



ORDERING INFORMATION

Table 5 gives ordering information for the Cisco Unified IP Phone 7941G.

Table 5. Ordering Information for Cisco Unified IP Phone 7941G

| Part Number | Description |
|--------------|--|
| CP-7941G | Cisco Unified IP Phone 7941G |
| CP-7941G= | Cisco Unified IP Phone 7941G, spare |
| CP-7941G-CH1 | Cisco Unified IP Phone 7941G, channel with license |

Note: All Cisco Unified IP phones require the purchase of a phone technology license, regardless of call protocol being used.

POWER CORDS

Table 6 lists the AC country power cords needed for the Cisco Unified IP Phone 7941G.

Table 6. AC Country Power Cords

| Part Number | Description |
|-----------------|--------------------|
| CP-PWR-CORD-AP= | Asia Pacific |
| CP-PWR-CORD-AR= | Argentina |
| CP-PWR-CORD-AU= | Australia |
| CP-PWR-CORD-CE= | European community |
| CP-PWR-CORD-CN= | China |
| CP-PWR-CORD-JP= | Japan |
| CP-PWR-CORD-NA= | North America |
| CP-PWR-CORD-SW= | Switzerland |
| CP-PWR-CORD-UK= | United Kingdom |

ACCESSORIES

Table 7 lists optional accessories available for the Cisco Unified IP Phone 7941G.

Table 7. Optional Accessories

| Part Number | Description |
|-------------------|--|
| CP-LCKNGWALLMNT2= | Locking wall-mounting kit |
| CP-WALLMOUNT-KIT= | Non-locking wall-mounting kit |
| CP-PWR-CUBE-3= | Local power adapter for sites where PoE is not available; refer to the Table 6, "AC Country Power Cords", to select the correct regional power cord. CP-PWR-CUBE-3= is compatible with and can replace CP-PWR-CUBE-2=. |

WARRANTY

Cisco Unified IP phones are covered by a Cisco Systems® standard one-year replacement warranty.

CISCO UNIFIED COMMUNICATIONS SERVICES AND SUPPORT

Using the Cisco Lifecycle Services approach, Cisco Systems® and its partners offer a broad portfolio of end-to-end services to support the Cisco Unified Communications system. These services are based on proven methodologies for deploying, operating, and optimizing IP communications solutions. Upfront planning and design services, for example, can help you meet aggressive deployment schedules and minimize network disruption during implementation. Operate services reduce the risk of communications downtime with expert technical support. Optimize services enhance solution performance for operational excellence. Cisco and its partners offer a system-level service and support approach that can help you create and maintain a resilient, converged network that meets your business needs.



Corporate Headquarters

Cisco Systems, Inc.
170 West Tasman Drive
San Jose, CA 95134-1706
USA
www.cisco.com
Tel: 408 526-4000
800 553-NETS (6387)
Fax: 408 526-4100

European Headquarters

Cisco Systems International BV
Haarlerbergpark
Haarlerbergweg 13-19
1101 CH Amsterdam
The Netherlands
www-europe.cisco.com
Tel: 31 0 20 357 1000
Fax: 31 0 20 357 1100

Americas Headquarters

Cisco Systems, Inc.
170 West Tasman Drive
San Jose, CA 95134-1706
USA
www.cisco.com
Tel: 408 526-7660
Fax: 408 527-0883

Asia Pacific Headquarters

Cisco Systems, Inc.
168 Robinson Road
#28-01 Capital Tower
Singapore 068912
www.cisco.com
Tel: +65 6317 7777
Fax: +65 6317 7799

Cisco Systems has more than 200 offices in the following countries and regions. Addresses, phone numbers, and fax numbers are listed on **the Cisco Website at www.cisco.com/go/offices.**

Argentina • Australia • Austria • Belgium • Brazil • Bulgaria • Canada • Chile • China PRC • Colombia • Costa Rica • Croatia • Cyprus
Czech Republic • Denmark • Dubai, UAE • Finland • France • Germany • Greece • Hong Kong SAR • Hungary • India • Indonesia • Ireland • Israel
Italy • Japan • Korea • Luxembourg • Malaysia • Mexico • The Netherlands • New Zealand • Norway • Peru • Philippines • Poland • Portugal
Puerto Rico • Romania • Russia • Saudi Arabia • Scotland • Singapore • Slovakia • Slovenia • South Africa • Spain • Sweden • Switzerland • Taiwan
Thailand • Turkey • Ukraine • United Kingdom • United States • Venezuela • Vietnam • Zimbabwe

Copyright © 2006 Cisco Systems, Inc. All rights reserved. CCSP, CCVP, the Cisco Square Bridge logo, Follow Me Browsing, and StackWise are trademarks of Cisco Systems, Inc.; Changing the Way We Work, Live, Play, and Learn, and iQuick Study are service marks of Cisco Systems, Inc.; and Access Registrar, Aironet, BPX, Catalyst, CCDA, CCDP, CCIE, CCIP, CCNA, CCNP, Cisco, the Cisco Certified Internetwork Expert logo, Cisco IOS, Cisco Press, Cisco Systems, Cisco Systems Capital, the Cisco Systems logo, Cisco Unity, Enterprise/Solver, EtherChannel, EtherFast, EtherSwitch, Fast Step, FormShare, GigaDrive, GigaStack, HomeLink, Internet Quotient, IOS, IP/TV, iQ Expertise, the iQ logo, iQ Net Readiness Scorecard, LightStream, Linksys, MeetingPlace, MGX, the Networkers logo, Networking Academy, Network Registrar, Packet, PIX, Post-Routing, Pre-Routing, ProConnect, RateMUX, ScriptShare, SlideCast, SMARTnet, The Fastest Way to Increase Your Internet Quotient, and TransPath are registered trademarks of Cisco Systems, Inc. and/or its affiliates in the United States and certain other countries.

All other trademarks mentioned in this document or Website are the property of their respective owners. The use of the word partner does not imply a partnership relationship between Cisco and any other company. (0601R)

